



# What is the Black Swamp?

## Lesson 1

Why is Northwest Ohio known as the Black Swamp? What is the Black Swamp? These questions, as well as others, can be answered. In fact, it is important to learn about the past! By studying the Black Swamp and the people that settled here, one can have a better appreciation of their heritage and environment.

Read the excerpt from “Glacier left Black Swamp” by Elizabeth Plummer of the Sentinel Tribune (9/8/77) and video clips one, two, and three from The Great Black Swamp to answer the following questions.

1. Who settled in the Black Swamp?

---

---

---

2. What exactly is the Black Swamp?

---

---

---

3. Where was the Black Swamp located?

---

---

---

4. When was the Black Swamp settled and drained?

---

---

---

5. Why did people settle here?

---

---

---

6. How was the Black Swamp formed?

---

---

---



## Ohio History: The Black Swamp

### Making a Key or Legend

#### Lesson #2

**DIRECTIONS:** Follow the steps provided to complete the activity. You will need to make a copy of this page before you begin.



**MATERIALS:** You will need the following materials to complete this activity:

- Pencil
- Markers/Crayons

#### **Step #1: Following Directions**

1. On the map provided find the place you live and put a small “X.” (any color)
2. Draw a star in the correct location of Ohio’s state capital. Put a **red** circle around it.
3. Watch the video cut from the “ The Story of the Great Black Swamp.”
4. Using the information from the video and a black marker/crayon, color in the entire area the Great Black Swamp covered in Ohio.

#### **Step #2: Creating a Key or Legend**

1. Create a key or legend for your map include the following:
  - X = where you live
  -  = Ohio’s state capital
  -  = Great Black Swamp


#### **Step #3: Critical Thinking**

Answer the following questions using the map you just created:

1. Was the town you live in near the Great Black Swamp? If so, how can you tell?
2. In which direction is the majority of the Swamp located from the capital?
3. Do you think life would be different living in the Swamp than yours is today? How?
4. How do you think explorers and settlers traveled across the Swamp?
5. What is malaria? Do you think this sickness plagued the settlers? How?



Key or Legend





# Life in the Great Black Swamp

## Lesson 3

View video clip five and read the newspaper article by Ken Kinney from the Sentinel Tribune (3/1/00), "[Stony Ridge has more than many 'real' towns,](#)" to discover what it was like to live in the Black Swamp. Explore the Black Swamp website at <http://eol.grolen.com/peanut/blackswamp.html> for additional information.

On another piece of paper, complete the following:

Imagine that you are a settler in the Black Swamp. What would your life be like? What types of supplies would you need to survive? What types of chores would you have? What types of clothes would you wear?

As a settler of the Black Swamp, write a letter to a relative back east explaining a "Day in the Life of the Black Swamp". Use the above questions as a guide to get you started.





## Life in the Black Swamp: Then and Now

Lesson 4 Complete the Venn Diagram by comparing the Black Swamp then and now. Watch video clip one, "**Forests to Farmland**" and clip five, "**Sacrifice & Survival**" and read "**Black Swamp Once Ruled the Land and People**" by Ken Kinney of the Sentinel Tribune (6/10/99) to help complete the following activity. Also visit the Black Swamp website [http://eol.grolen.com/peanut/black\\_swamp.html](http://eol.grolen.com/peanut/black_swamp.html) for more information

Complete the Venn Diagram comparing the Black Swamp then and now. You may want to consider some of the following: Land, animals, clothing, transportation, and supplies.

